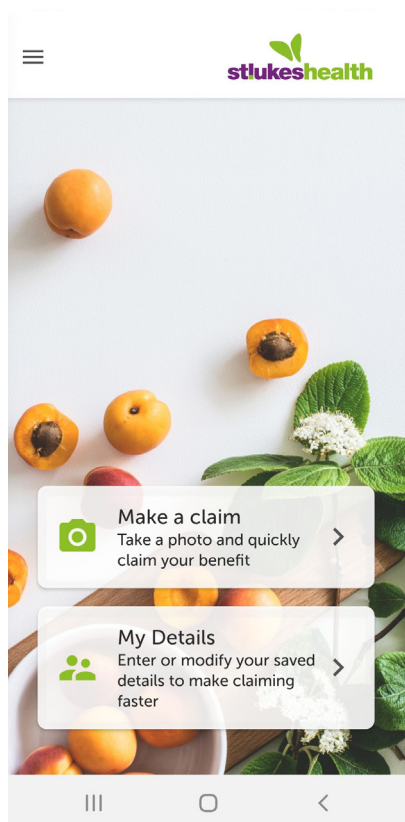


How to use the St.LukesHealth

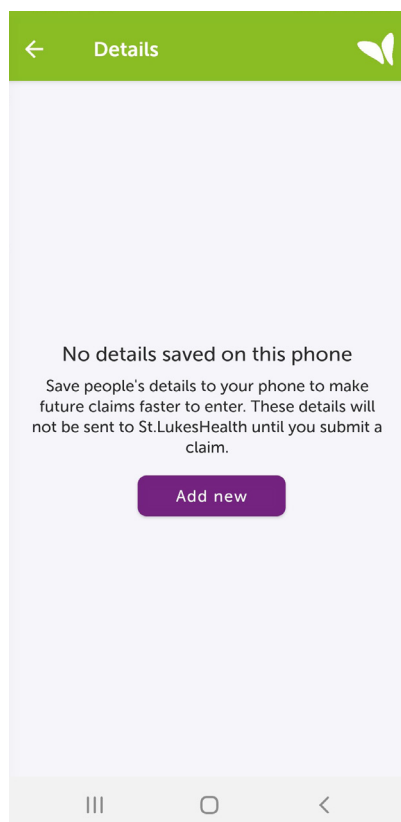
Mobile Claiming App

How to enter your details:



Step 1

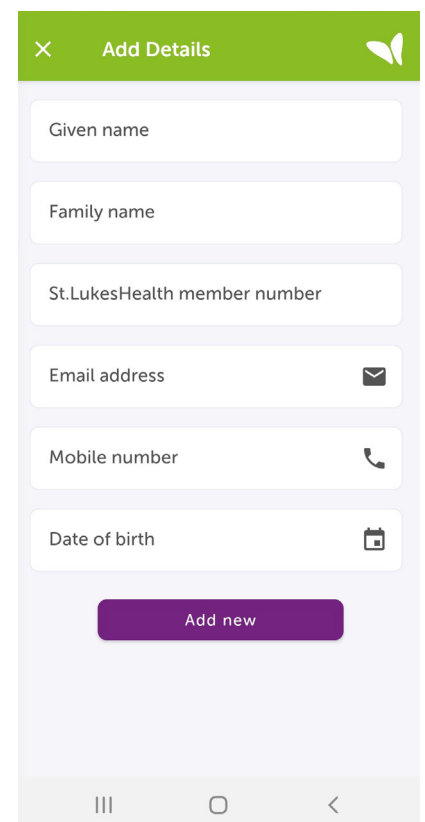
Once the app has been successfully downloaded from Google Play or the App Store, you can make a claim straight away or click 'My Details' to add the details of each person on your policy.



Step 2

Select 'Add new' to add the details for each person on your policy to make future claims faster to enter.

These details will not be sent to St.LukesHealth until you have submitted a claim.



Step 3

Fill in each field for the person you wish to save on to your phone. Make sure you double check your email address.

Select 'Add new' and you're done!

It's Easy!

For more information on our app or any of our services please give us a call on:

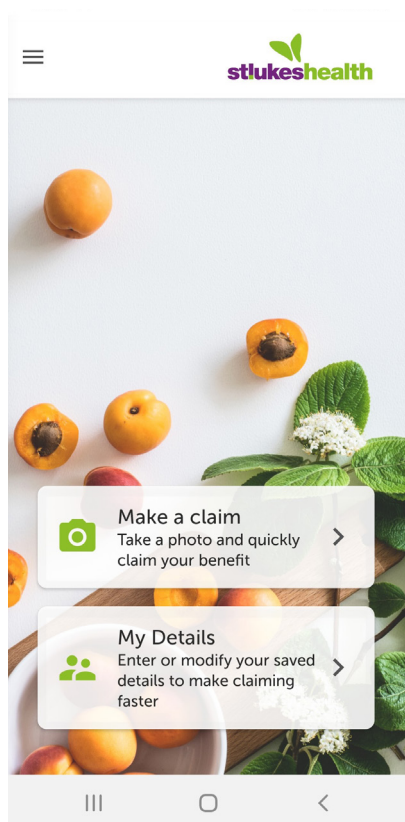
 1300 651 988

 stlukes.com.au

How to use the St.LukesHealth

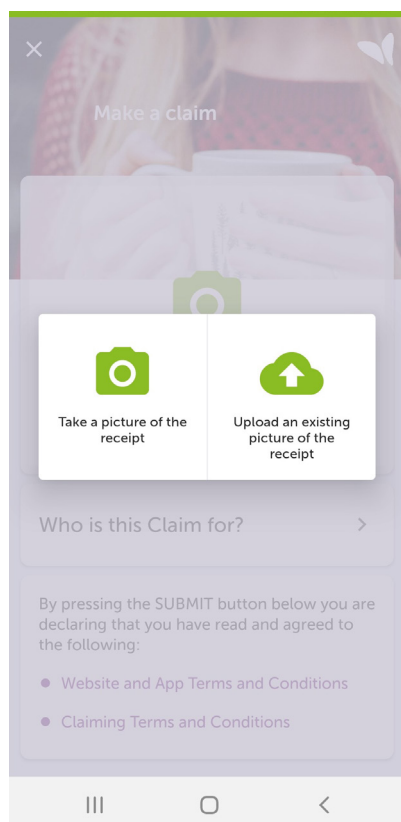
Mobile Claiming App

How to make a claim:



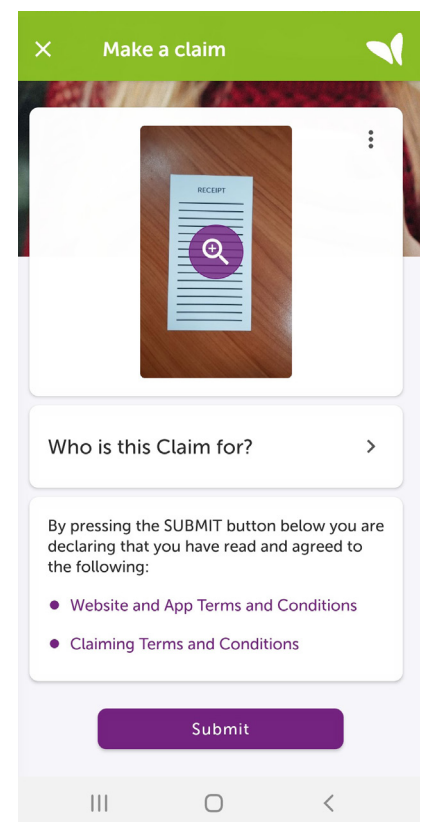
Step 1

To quickly claim your benefit, select the 'Make a claim' button.



Step 2

To make a claim, take or upload a photo of your receipt.



Step 3

Press "Who is this Claim for?" to select the appropriate person.

Press the submit button to send the claim.

For more information on our app or any of our services please give us a call on:

 1300 651 988

 stlukes.com.au